

HUD Control, Uncle O. Dress Smokes, FAT MEGA PACK Maitreya

Thank you very much for your interest and support!

This package has nine texture schemes of three textures each. The HUD and the model Mesh dress is included.

These are mesh from uncleO. They are single mesh objects with four faces: side panel, body, ladders and trim. These are covered by three textures. One for the man body and one for the panel, ladder and trim. The HUD provides a choice to do the whole dress with one texture or choose one of the faces.

Smoked images are from burned paper scans and photos of heavy smoke against solid backgrounds. Images are photographed digitally or scanned at high resolution. They are then edited for repeating textures and color schemes. The smoke was awesome, as you can see by the texture results.

Models

Maitreya, Maitreya, Legacy Classic & Perky

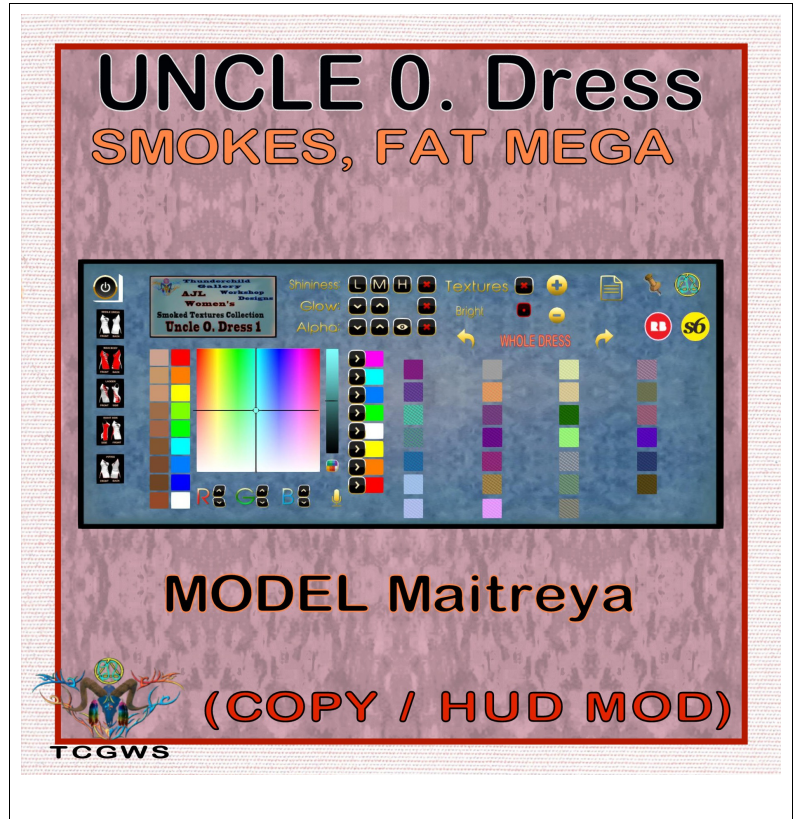
FEATURES

ORIGINAL DESIGNS by AJ Leibengeist.

1 mesh Dress model.

HUD for alteratons and Information.

Available in RL & SL



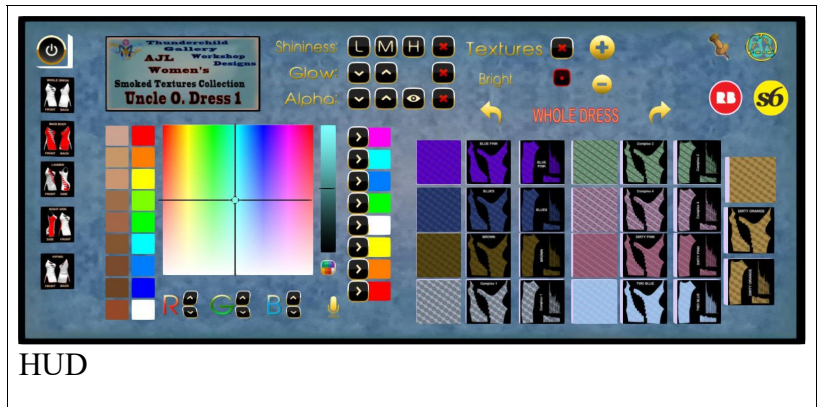
TOS

Copyable products can be redelivered. If you lose your items, both the SL Marketplace and CasperVend systems can redeliver your purchase. Some Special and Promotional Items may not have the re-delivery option. All clothing items have a demo, so please take advantage of the demo first.

Much of My artwork and designs are available in Real Life and Second Life. Copyright and Intellectual Property laws apply in both Lives.

Refer to the Second Life Terms of Service

<https://www.lindenlab.com/legal/second-life-terms-and-conditions>



Casper Redelivery Terminals are located at the Milda Mall, AJ's Texture Gallery, the Punky Rooster KOCK Shop. SLurls Below.

Milda's Mall: <http://maps.secondlife.com/secondlife/Milda/129/156/51>

Texture Gallery: <http://maps.secondlife.com/secondlife/Akhsharumova/160/144/77>

KOCK Shop: <http://maps.secondlife.com/secondlife/Triasm/193/4/53>

UNPACKING CASPERVEND

CasperVend items come in a box and will probably show up in your Objects Folder. You'll need to rez the box and open it to copy to your inventory. Since there are no copy permissions, you'll get a message that they have to move to inventory. There is a Sandbox on the Milda shops.



CasperVend box example

UNPACKING SL MARKETPLACE

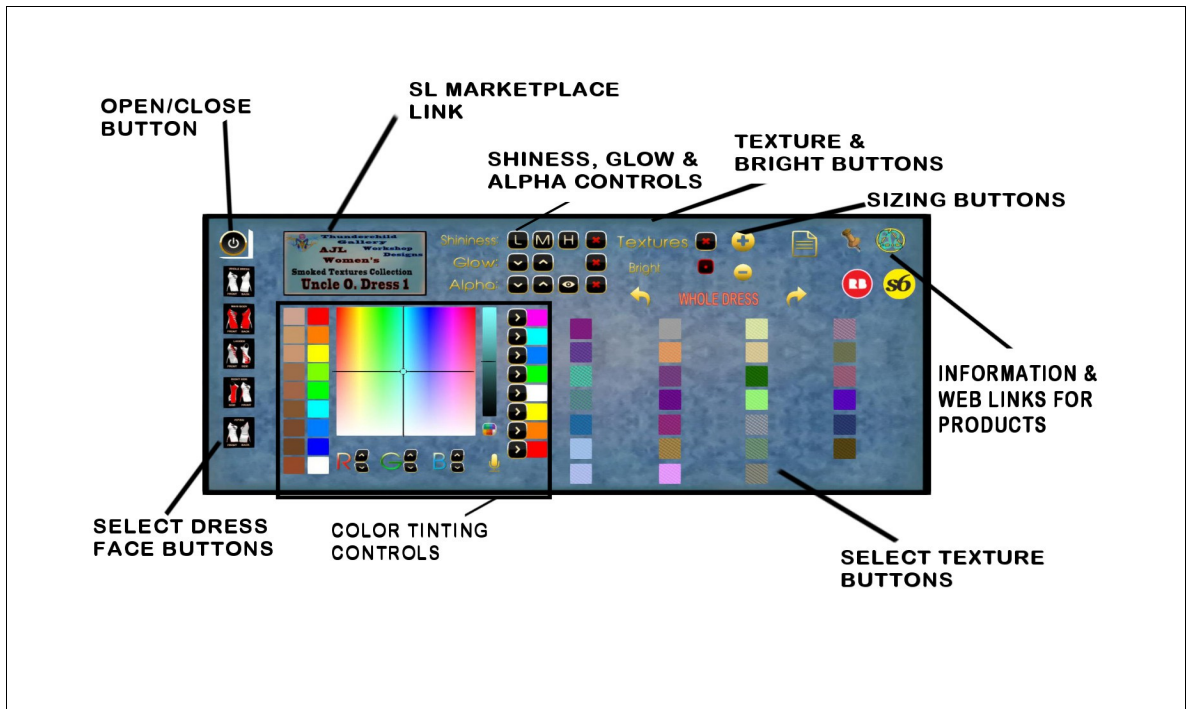
Marketplace purchases most likely will not be boxed and can be viewed in the contents tab on the product page. Those items will go to your Received Items Folder in your Inventory. Items with no copy permissions, will move in and out of inventory as you rez them and take them back.

HUD & USE

The HUD system I use is by Creative Designs. The HUD and clothing work on a channel number, Similar clothing lines will have the same channel number.

All Women's Polo shirts are on the same channel and can be used with all the sets of HUDs for the same Polo shirts. The HUD provides control for color tinting, shininess, glow, alpha, texture and bright for teh clothing. A section of web links to RL stores carrying the same or similar products.

Once you've added the clothing to what you are wearing, double click on the HUD to attach it to the screen. You can move it around using the editing tools. Hit the open/close button to close and reopen it so the scripts have all reset.



You will need to touch the select the shirt button and then touch the select texture button. This will select the clothing and apply the texture to it.

You can now play with the other sections. The Color tinting will apply a color to the clothing. The sizing buttons will change the overall size of the clothing to a certain degree. The eye on the Alpha row, will make the clothing transparent. The Red Xs will cancel any one of the alterations.

The Info & RL Links provide information and landmarks for inworld sites. The links to RL stores will take you either to a page with that texture used for an RL similar product, or It will take you to my Storefront for that store.

The following diagram points out the areas on the HUD.

ADDITIONAL INFORMATION

The TCGWS project homepage is <http://sl.thunderchild.net> and the Artist's homepage is <http://thunderchild.net>. Special arrangements and designs are available by contacting the artist in-World (Thunderchild Allen aka AJ Leibengeist).

AVAILABILITY

This product is available in Second Life (SL) and Real Life (RL). RL products are provided by third-party on-demand companies including RedBubble.com, Society6.com, Spoonflower.com and others

RedBubble: Fractal Burn Designs
Society6: Fractal Brun Designs

Contact AJ Leibengeist directly at
ajleibengeist@gmail.com
or
ajleibengeist@thunderchild.net

 **AJ Leibengeist**
@ Thunderchild.net


&
Thunderchild
Gallery Workshop