


THUNDERCHILD GALLERY WORKSHOP MILDA REGION

**“Across the sea of space, the stars are other suns.”
Carl Sagan.**

**“In this single galaxy of ours there are eighty-seven thousand million suns.”
Arthur C. Clarke.**

Rev. 02/14/22

ASTRONOMY & ASTROMETRICS

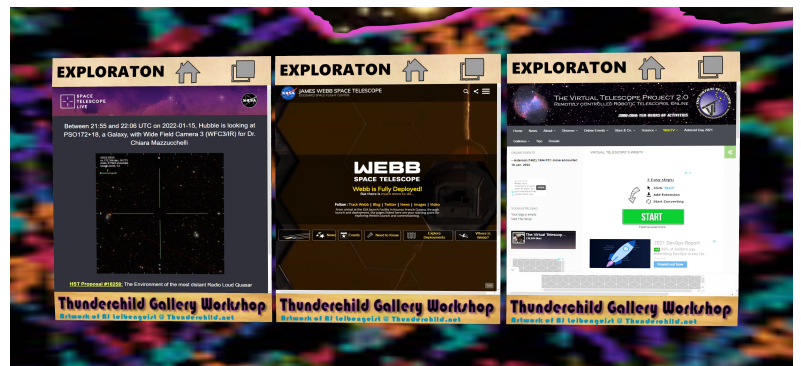


This telescope system is a simplified model of a Planewave Instruments 20 inch corrected Dall-Kirkham astrograph telescope mounted on a Paramount German equatorial mount.

Astronomy & Astrometrics

The ground theme at Milda is Observatories and Space Exploration. The grounds are modeled as an observatory site. There are five observatory domes and one Astrometrics Lab.

- The House has a observatory dome and a desk and telescope that pulls images available from the Sloan Digital Sky Survey (<http://www.sdss.org>).
- The Blue Round Observatory. The main floor in this building has clothing and art displays. Around the wall, you'll find Web Browser Touch Pads set to the URLs for live telescope images from the Space Telescope Live, James Webb Space Telescope, the Virtual Telescope Project and more as they are added. The top dome hoses a landing pad and rezzers for flight vehicles.
- The Red Round Observatory. The main floor in this building has clothing and art displays. In the entrance and the front floor you'll also find web browser touch pads displaying interfaces to databases of sky inventories from RL telescopes, images from the Hubble and more as they are added.
- A set of short and tall astronomy towers are on the south side attached to the pool. The short tower ipeak is at 71 meters. The tall tower peaks at 123 meters. The tall tower has a diving board for the pool below. Both towers have lifts so you don't have to walk up. The lift for the shot tower is a modified Kool Door with Casper SimpleSit. First click to sit on the lift platform, then hit the lever to ascend or descend. The tall tower has a physical lift. Walk onto the lift platform and select the button for the next stop.




Web Browsers Touch Pads in the Blue Round.



Eyes in the Sky, The eyes of Ra and Horus float in the sky between the Blue Round and Red Round.

- The Astrometrics Lab is on the Space Station Thunderchild attached to the Domes and Shells Stack. You can get there by the teleport tube at the Landing Point. Astrometrics is a specialized lab used for stellar cartography purposes. Our lab has holograms and projector images of the station's sections for both SS Thunderchild and SS Fighting KOCK. It also includes planet images and other objects. There are web browser touch pads in the Lab with access to the Mission Page for the Voyager probes, links to RL astronautics's databases, on-line telescopes and star charts.




Astrometrics Lab on the S.S. Thunderchild

Other Points of Interest

Land Murals

There are large land murals that are rezzed on the site at times. Some may be permanent. Each mural has a HUD for setting the texture on the faces. The back sides of the murals are transparent, so the image is only viewable from the front side. The rezzers and HUDs are kept in the Rez Garage.

The South Side Land Mural is always up, at least the lower sections. There are three sections that are 42m x 40m for a normal size of 126M x 40M display. At times, a second tier will be rezzed with it to display large images from some of the telescopes. This makes the display size a 126M x 40M facing.



North side land mural with two tiers showing.

There is a small mural under the shop on the south side at the water pool. It is the backside of the dressing and shower room for the pool.

The is a large mural for the north side of the parcel. Ban lines exist for some of the neighbors. Murals in those areas are not phantom so they will block you from flying into a ban line. There are four 64M x 64M sections forming the mural across the north side for one tier. This makes a 256M x 64M display face. A second tire makes this a 256M x 128M face.

The west side of the region/parcel has neighbors with ban lines and “black holes.” The murals on this side are solid to prevent people from flying into the ban lines. The mural on this side only covers the side north of Route 8. The full size of the mural consists of 18 64M x 64M sections for a facing of 192M x 384M. There are different number of tiers that can be rezzed for this side.


Holo Deck

The Holo Deck has several scenes to rezz, including some solar systems and planet terrains. The Holo Deck is located on the Main Level near the end of the structure just before the Domed Landing Pad.

Free Items

You can find free space images and artwork in the Info Hub area and the entry points for both space stations.

There are Bright Inventory Boxes, like the one in the image below that have landmarks. One has landmarks for several space stations and the other has landmarks for several Second



West side land mural with 18 sections.

Life parks and recreation spots. You can find these in the “Smokers and Drivers Lounge” on the Blue Parking Lot and another set on the Space Stations in the Lounge / Security Modules.

LET YOURSELF GO AND EXPLORE !



Bright Inventory Boxes with Landmarks.

PRIMARY DOCUMENTS LINKS

<http://sl.thunderchild.net/doc/TCGWS-DocPrimeLinks.pdf>

http://sl.thunderchild.net/doc/SS_Thunderchild_Description.pdf

http://sl.thunderchild.net/doc/SS_Thunderchild_QUICK_LANDING.pdf

http://sl.thunderchild.net/doc/SS_Fighting_KOCK-Description.pdf

http://sl.thunderchild.net/doc/SS_Fighting_KOCK-QUICK-REF-CARD.pdf

http://sl.thunderchild.net/doc/SS_ALL-Domes.pdf

http://sl.thunderchild.net/doc/SS_ALL-HoloDeck.pdf

<http://sl.thunderchild.net/doc/TCGWS-Description.pdf>

<http://sl.thunderchild.net/doc/TCGWS-QUICK-REFERENCE.pdf>

STAFF

General Administrator: AJ Leibengeist

Station Manager: Iris Herouin

Superintendent: bearofboogie